

A Phase 1, Multi-center, Randomized, Double-blind, Placebo Controlled Study to Evaluate the Safety/Tolerability, Pharmacokinetic and Hemodynamic Response Following Single Ascending Subcutaneous Doses of PB1046 (Vasomera™) in Subjects with Essential Hypertension (Trial Registry No. NCT01523067)

Free A¹, Brazg R², Matson M³, Smith W⁴, Chuck L⁵, Georgopoulos L⁶, Malatesta J⁶, Arnold S⁶, Kramer W⁷, Shi L⁸, Strange P⁸, Gwynne J⁸

¹ Pinnacle Research Group, LLC, Anniston, AL; ²Rainier Clinical Research Center, Renton, WA; ³Prism Research Inc., St. Paul, MN; ⁴New Orleans Center for Clinical Research, Knoxville, TN; ⁵Diablo Clinical Research, Walnut Creek, CA; ⁶PhaseBio Pharmaceuticals Inc., Malvern, PA; ⁷Kramer Consulting LLC, North Potomac, MD; ⁸Integrated Medical Development, Princeton Junction, NJ

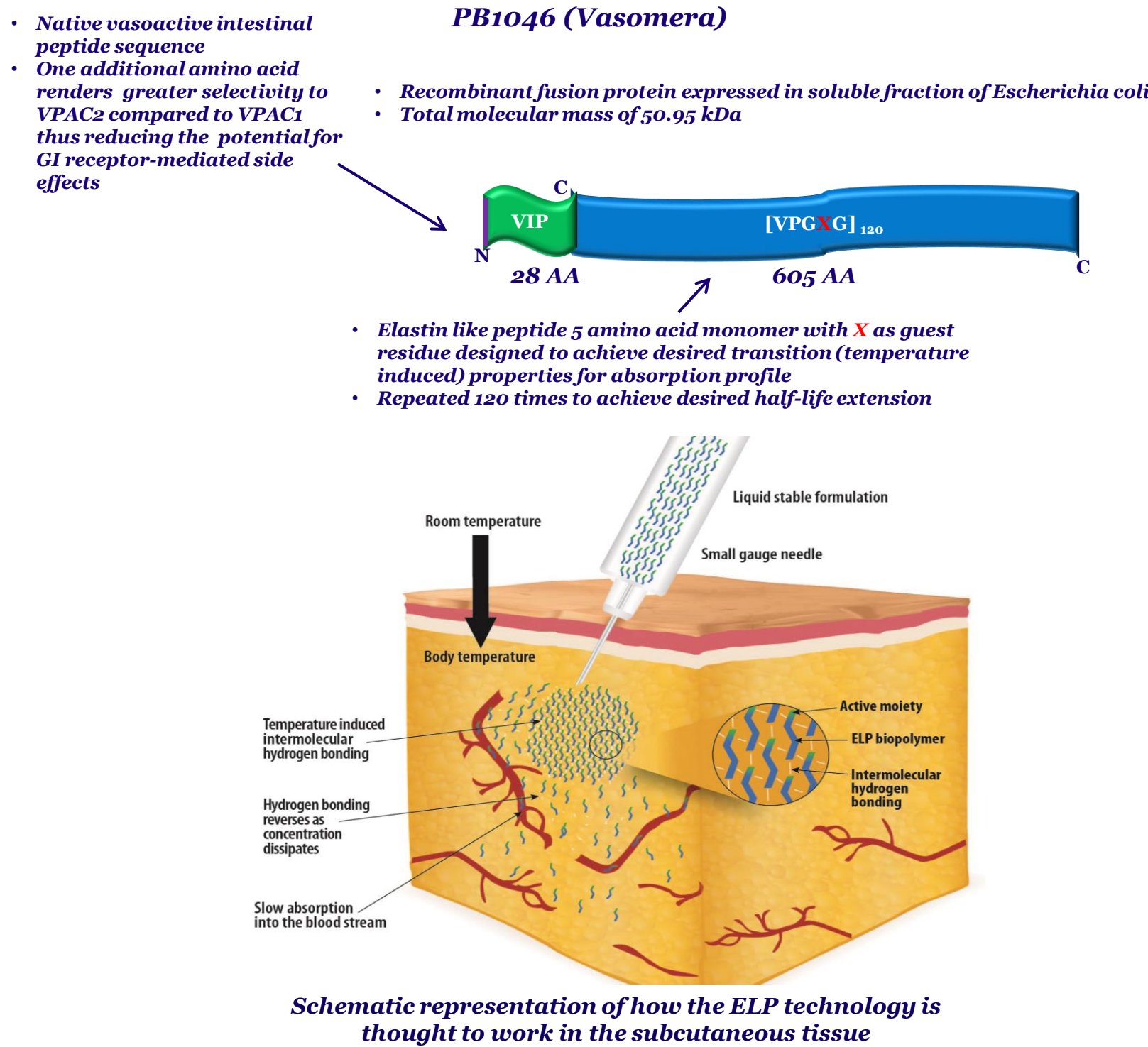
ABSTRACT

Introduction: Vasoactive intestinal peptide (VIP) is involved in regulation of the cardiopulmonary system. PB1046, a first-in-class VIP receptor agonist with slow absorption and a long half-life, has been shown in animal models of hypertension (HTN) and heart failure to improve hemodynamic function. This study investigated the safety and pharmacokinetics, and hemodynamic response based on changes in blood pressure (BP) following single subcutaneous (SC) doses of PB1046 in subjects with HTN. **Methods:** Five dose levels (0.05 to 0.8 mg/kg) of PB1046 injected SC were evaluated sequentially in groups of 8 subjects randomized to PB1046 (n=6) or placebo (n=2). Antihypertensive therapy was withheld for at least 14 days prior and 7 days post dosing unless diastolic BP (DBP) >109 or systolic (SBP) >169. BP and heart rate (HR) were monitored using standardized methodology; Omron Model BP785 (triplicate seated BP) and SpaceLabs Healthcare Model 90207 (ambulatory blood pressure monitor). Cardiac safety evaluated using telemetry and serial electrocardiograms. **Results:** All 40 subjects completed the study. There was a dose-related but less than dose proportional increase in mean serum concentrations and exposure (AUC). Maximum concentrations were reached between 24 and 72 hours (median 48) and the terminal half-life was approximately 60 hours. PB1046 significantly (p<0.05) decreased both office/subject self-monitored seated SBP and DBP in a dose/exposure dependent manner relative to placebo over 7 days following dosing. At 0.8 mg/kg, the placebo adjusted 7 day average change from baseline in SBP and DBP were -7.1 mmHg and -6.0 mmHg, respectively with an associated average change in HR of -0.7 beats per minute. There were no serious adverse events or dose limiting toxicities. Dose dependent adverse events (AEs) occurring in ≥ 5% subjects were confined to injection site reactions: mild/moderate erythema (local vasodilation), mild pain, pruritus, induration/swelling. Additional AEs not dose dependent include mild/moderate nausea, headache, and mild fatigue. **Conclusions:** PB1046 significantly decreased both SBP and DBP in a dose dependent manner with no clinically relevant dose dependent increases in HR. At the doses tested, PB1046 was generally well tolerated.

BACKGROUND

Hypertension remains a major public health problem associated with considerable morbidity and mortality. Chronically elevated blood pressure can lead to hypertensive heart disease, a constellation of abnormalities that include left ventricular hypertrophy (LVH) and systolic and diastolic dysfunction resulting in symptomatic heart failure. Vasoactive intestinal peptide (VIP) is a neuropeptide and its biological effects are mediated by two receptors, VPAC₁ and VPAC₂, that belong to the family B of G protein-coupled receptors (GPCRs). VIP fibers are distributed throughout the heart and coronary vasculature and VPAC receptors are found on vascular smooth muscle cells within the systemic circulation as well as coronary and myocardial arteries, cardiac myocytes and various immune cells. Several cardiovascular diseases, such as myocardial fibrosis, heart failure, cardiomyopathy and pulmonary hypertension, have been found to be associated with changes in myocardial VIP concentration or with alteration of affinity, density and physiological responsiveness of the VIP receptors. Many studies have proven the therapeutic potential of VIP, but the poor stability after systemic administration has limited its clinical application. PhaseBio has successfully created a stable long-acting VIP analogue that is active at the VPAC₁ receptor but has much greater activity at the VPAC₂ receptor. This profile elicits the desired cardiovascular effects (see below) but without the negative gastrointestinal effects (GI) associated with over activation of VPAC₁ (e.g. profuse watery diarrhea).

ELASTIN-LIKE POLYPEPTIDE TECHNOLOGY



STUDY DESIGN AND OBJECTIVES

Study Design:

First-in-human, multi-center, randomized, double-blind (Investigator, subject and efficacy/safety assessor), placebo controlled, single ascending (sequentially) dose study

Objectives:

Primary: Evaluate safety and tolerability of single ascending doses of PB1046 given as a subcutaneous (SC) injection
Secondary : Characterize the relationship between the pharmacokinetic profile and hemodynamic response (e.g. change in systolic and diastolic blood pressure)

Subject Population:

- Adult male and females 18 – 70 years of age (inclusive) diagnosed with Stage 1 or Stage 2 uncomplicated essential hypertension
- If not treated, had seated mean systolic blood pressure (SBP) between 140-169 mmHg (between 130-169 mmHg if diabetic) or mean diastolic blood pressure (DBP) 90-109 mmHg (between 85 – 109 if diabetic)
 - Treated with no more than two (2) antihypertensive agents in combination and can tolerate being tapered background therapy

The difference (highest to lowest mean values) in mean seated SBP (triplicate measurements at 1-2 minute interval) measured on three separate occasions between Day -4 and Day 0 (pre-dose) was within 14 mmHg and DPB was within 8mmHg

RESULTS – DEMOGRAPHICS and SAFETY

Study population characteristics are described in Table 1. No serious adverse events (SAEs) or dose limiting toxicities were reported, and no subject required rescue therapy. No systematic changes in heart rate (HR) or rhythm were noted during the 24-hour telemetry monitoring and no clinically relevant trends with respect to change from baseline in ECG parameters (HR, PR interval, QRS duration, QT interval or QTcF duration) were observed following dosing. The most frequent treatment emergent adverse events are shown in Table 2. Overall, injection site reactions were the most frequently (97%) reported AE and exhibited an apparent dose dependency following subcutaneous (SC) injection and were reported as mild or moderate in severity. The erythema, pain or itching reported at the site of injection were not considered to be an allergic response but rather associated with activation of the VPAC₂ receptors in the skin (known to be localized around hair follicles). Events were not considered concerning either by the investigator or study subject.

Table 1: Study Population Characteristics and Disposition

Population Characteristic	N	Placebo	0.05	0.1	0.2	0.4	0.8
Sex (N/group)	10	6	6	6	6	6	6
Male	6	5	3	3	3	1	3
Female	4	1	3	3	3	5	3
Race (N/group)							
White	7	4	6	1	3	3	6
Black	2	1	0	2	1	1	0
Asian	0	0	0	0	2	1	0
American Indian/Alaska Native	0	1	0	0	0	0	0
Native Hawaiian or Other Pacific Islander	0	0	0	0	1	0	0
Other	0	0	0	0	0	0	0
Ethnicity (N/group)							
Hispanic or Latino	0	1	0	0	0	0	0
Not Hispanic or Latino	10	5	6	6	6	6	6
Age (Years)							
Mean (SD)	49.8 (9.7)	58.5 (6.9)	55.0 (8.3)	50.3 (10.7)	58.2 (5.9)	54.7 (10)	54.7 (10)
Range	35-63	48-69	46-66	35-63	31-67	43-69	43-69
Body Mass Index (BMI) (kg/m²)							
Mean (SD)	33.8 (4.5)	30.3 (3.8)	32.7 (4.4)	32.9 (3.7)	33.0 (4.6)	32.3 (3.4)	32.3 (3.4)
Range	26.4-39.4	25.9-35.9	24.6-37.2	27.7-37.2	24.3-38.0	28.8-35.9	28.8-35.9
Hypertension Duration (N/group)							
<1 year	1	0	0	1	0	0	0
1-10 years	5	6	3	3	3	3	6
>10 years	4	0	3	2	3	3	0
Background Antihypertensive Therapy (N/group)							
1 Agent	6	3	4	5	4	5	5
2 Agents	3	0	1	1	2	1	1
Treatment-naïve	1	1	1	0	0	0	0
Disposition (N/group)							
Completed Study as Planned	10	6	6	6	6	6	6

Table 2: Screening and Baseline Office Seated¹ Blood Pressure

Study Time Point	All Placebo (N = 10)		0.05 (N = 6)		0.1 (N = 6)		0.2 (N = 6)		0.4 (N = 6)		0.8 (N = 6)	
	mean	(SD)	mean	(SD)	mean	(SD)	mean	(SD)	mean	(SD)	mean	(SD)
	median	(range)	median	(range)	median	(range)	median	(range)	median	(range)	median	(range)
SCREENING - SYSTOLIC												
Observed	135.4	(11.4)	138.4	(10.6)	138.2	(12.4)	127.5	(8.8)	134.0	(10.8)	141.8	(10.3)
	134.5	(10.1, 154)	137.5	(10.1, 154)	144	(10.8, 151)	131	(11, 137)	132.5	(11.8, 149)	142.5	(130, 153)
BASELINE SYSTOLIC (Day 0 pre-dose)												
Observed	140.4	(8.4)	143.0	(8.8)	138.0	(8.3)	139.0	(9.4)	153.4	(6.3)	144.8	(5.3)
	142.0	(10.1, 138)	139.5	(13.5, 156)	139.0	(3.6, 144)	137.0	(10.9, 135)	153.0	(14.5, 160)	149.0	(135, 150)
% Change from Screening	4.2	(9.6)	2.2	(5.4)	0.6	(9.9)	9.2	(6.8)	13.8	(12.6)	12.6	(9.2)
	2.3	(-8, 27)	4.6	(-7, 6)	-3.5	(-6, 14)	0.8	(-2, 19)	12.5	(0, 20)	4.7	(-11, 11)
SCREENING - DIASTOLIC												
Observed	90.9	(6.5)	88.8	(5.1)	93.3	(11.9)	84.3	(6.3)	84.0	(6.1)	90.8	(7.2)
	90.9	(4.6, 105)	90.0	(8.3, 94)	90.5	(7.3, 106)	81.5	(7.1, 93)	84.0	(7.6, 92)	89.5	(83, 100)
BASELINE DIASTOLIC (Day 0 pre-dose)												
Observed	90.9	(5.7)	94.5	(4.9)	92.2	(5.3)	90.8	(3.2)	94.3	(8.3)	96.2	(5.6)
	90.5	(8, 106)	91	(8.6, 99)	93.5	(8.5, 99)	90.5	(8.7, 93)	94.5	(8.6, 102)	97.5	(8.6, 103)
% Change from Screening	0.2	(4.9)	4.1	(3.6)	-0.1	(12.1)	12.0	(5.6)	12.7	(9.3)	6.2	(7.5)
	2.2	(-7, 7)	4.3	(0, 7)	-4.8	(-11, 18)	12.0	(5, 18)	12.1	(2, 28)	4.7	(-5, 13)

¹Mean triplicate measurements taken 1 minute apart for each subject at each time-point using a calibrated Omron ComFit™ Blood Pressure Cuff Model BP785.

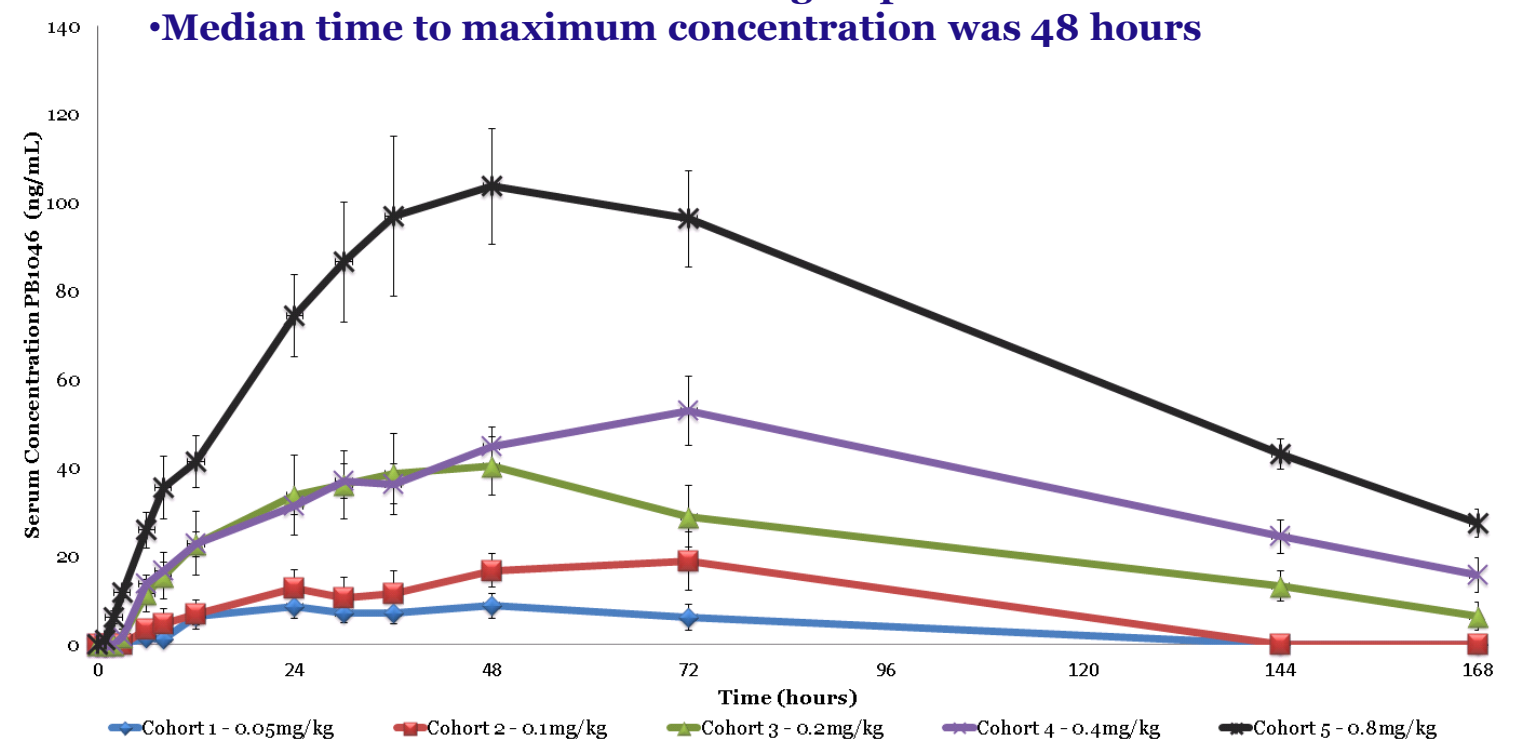
Table 3: Most Frequent (≥ 5%) Treatment Emergent¹ Adverse Events Related (Possibly, Probably or Definitely) to Study Drug

Adverse Event Body System/ Preferred Term	Placebo	PB1046 (mg/kg)						Subjects (%) OVERALL
	Subjects (%)	Subjects (%) 0.05	Subjects (%) 0.1	Subjects (%) 0.2	Subjects (%) 0.4	Subjects (%) 0.8		
N	10	6	6	6	6	6	30	
Cardiac Disorders								
Ventricular tachycardia	0 (0)	0 (0)	1 (16.7) ²	0 (0)	0 (0)	0 (0)	1 (3.3)	
Gastrointestinal Disorders								
Nausea	0 (0)	0 (0)	1 (16.7)	1 (16.7)	1 (16.7)	1 (16.7)	4 (13.3)	
Vomiting	0 (0)	0 (0)	0 (0)	1 (16.7)	0 (0)	0 (0)	0 (0)	
General Disorders and Administration Site Conditions								
Fatigue	0 (0)	0 (0)	1 (16.7)	0 (0)	0 (0)	0 (0)	1 (3.3)	
Injection site discoloration	0 (0)	0 (0)	1 (16.7)	0 (0)	0 (0)	0 (0)	1 (3.3)	
Injection site erythema	0 (0)	4 (66.7)	6 (100.0)	5 (83.3)	6 (100.0)	6 (100.0)	27 (90.0)	
Injection site induration	0 (0)	1 (16.7)	0 (0)	0 (0)	2 (33.3)	2 (33.3)	5 (16.7)	
Injection site macule	0 (0)	1 (16.7)	0 (0)	0 (0)	0 (0)	0 (0)	1 (3.3)	
Injection site pain	0 (0)	1 (16.7)	6 (100.0)	6 (100.0)	6 (100.0)	5 (83.3)	24 (80.0)	
Injection site papule	0 (0)	0 (0)	0 (0)	0 (0)	0 (0)	1 (16.7)	1 (3.3)	
Injection site pruritus	0 (0)	2 (33.3)	3 (50.0)	1 (16.7)	4 (66.7)	0 (0)	10 (33.3)	
Injection site swelling	0 (0)	1 (16.7)	1 (16.7)	0 (0)	3 (50.0)	0 (0)	5 (16.7)	
Injection site warmth	0 (0)	1 (16.7)	0 (0)	0 (0)	0 (0)	0 (0)	1 (3.3)	
Nervous System Disorders								
Headache	0 (0)	0 (0)	0 (0)	1 (16.7)	0 (0)	1 (16.7)	2 (6.7)	

¹Treatment-emergent = began or worsened in severity within 7 days of dosing. ²Subjects counted only once per row. ³One single event of a 5 - beat run (average rate 146 beats per minute) of ventricular tachycardia observed on telemetry monitoring, asymptomatic and mild in severity. No treatment required.

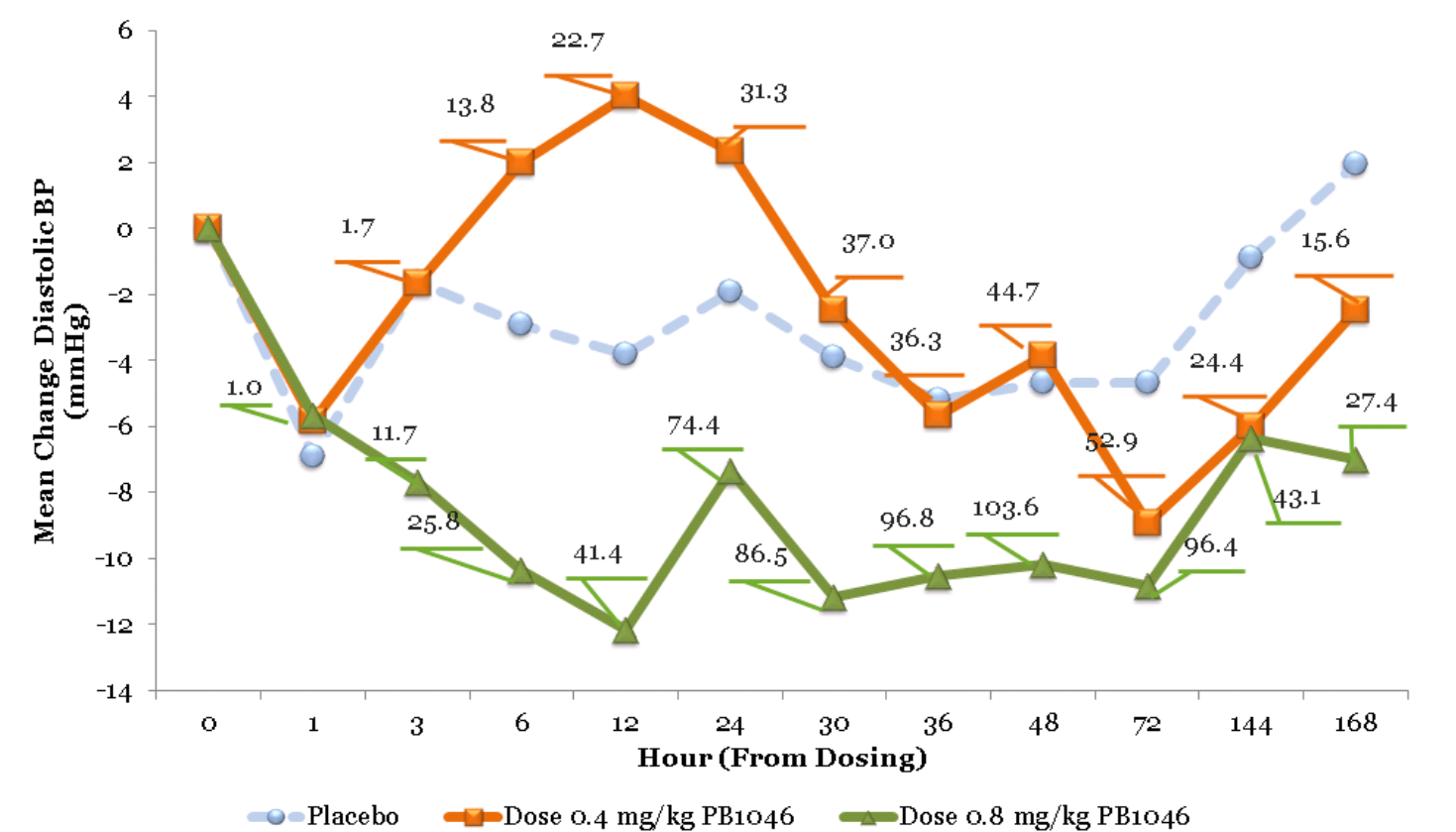
PHARMACOKINETICS

Key Findings:
•Dose related but less than dose-proportional increase in maximum concentration (C_{max}) and area under the curve (AUC₍₀₋₁₎)
•Mean t_{1/2} ~ 60 hours across dose groups
•Median time to maximum concentration was 48 hours



Pharmacokinetic parameters calculated using non-compartmental analysis. Only those serum concentrations equal or greater than the LOQ (7.8 ng/mL) were used in the analysis

Figure 2: Mean ± Standard Error (SE) Serum Concentrations of PB1046 Following a Single SC Dose to Adults with Stage 1 or 2 Essential Hypertension – linear axes



¹Mean triplicate measurements taken 1 minute apart for each subject at each time-point using a calibrated Omron ComFit™ Blood Pressure Cuff Model BP785. The arm used for the pre dose evaluation was used to evaluate post dose changes. Placebo (pooled) N = 10 with baseline SBP (mean ± SD) of 139.6 mmHg (±7.7), DBP 91.2 mmHg (±6.3) and HR 74.4 (±11.7) bpm. ; N = 6 per 0.8 mg/kg of PB1046 with baseline SBP (mean ± SD) of 146.0 mmHg (± 3.86), DBP 96.2 mmHg (± 5.88) and HR 76.4 (± 14.0) bpm

Figure 3: Observed Mean ± Standard Error (SE) Change From Baseline (Day 0 Pre-dose) in Office Seated¹ Diastolic BP (mmHg) and Corresponding PB1046 Serum Concentrations (ng/mL) Following a Single SC Dose in Adults with Stage 1 or 2 Essential Hypertension

Table 4: Categorical Analysis of 24-Hour ABPM

Dose (mg/kg) PB1046	Day 1 (24 hour period prior to dosing)		Day 3		Day 6	
	Systolic Subjects/Group (%) with SBP >119 mmHg	Diastolic Subjects/Group (%) with DBP >92 mmHg	Systolic Subjects/Group (%) with SBP >119 mmHg	Diastolic Subjects/Group (%) with DBP >92 mmHg	Systolic Subjects/Group (%) with SBP >119 mmHg	Diastolic Subjects/Group (%) with DBP >92 mmHg
0 (Placebo)	5/10 (50.0)	3/10 (30.0)	0/2 (0.0)	1/2 (50.0)	6/10 (60.0)	5/10 (50.0)
0.05	4/6 (66.7)	0/6 (0.0)	NA	NA	3/6 (50.0)	1/6 (16.7)
0.1	6/6 (100.0)	4/6 (66.7)	NA	NA	3/6 (50.0)	2/6 (33.3)
0.2	3/6 (50.0)	2/6 (33.3)	NA	NA	4/6 (66.7)	2/6 (33.3)
0.4	4/6 (66.7)	3/6 (50.0)	NA	NA	3/6 (50.0)	1/6 (16.7)
0.8	5/6 (83.3)	3/6 (50.0)	3/6 (50.0)	3/6 (50.0)	4/6 (66.7)	1/6 (16.7)

Note: The average of multiple values at each time point was used for analysis. A subject is counted only once if the subject had more than one value over the threshold (> 140 mmHg for SBP or > 90 mmHg for DBP) during a study day.

CONCLUSIONS

• Single SC doses of PB1046 up to 0.8 mg/kg were safe and well tolerated.

• PB1046 exhibited the anticipated (by design) slow absorption and extended half-life providing a VIP analogue that is suitable as a therapeutic agent.

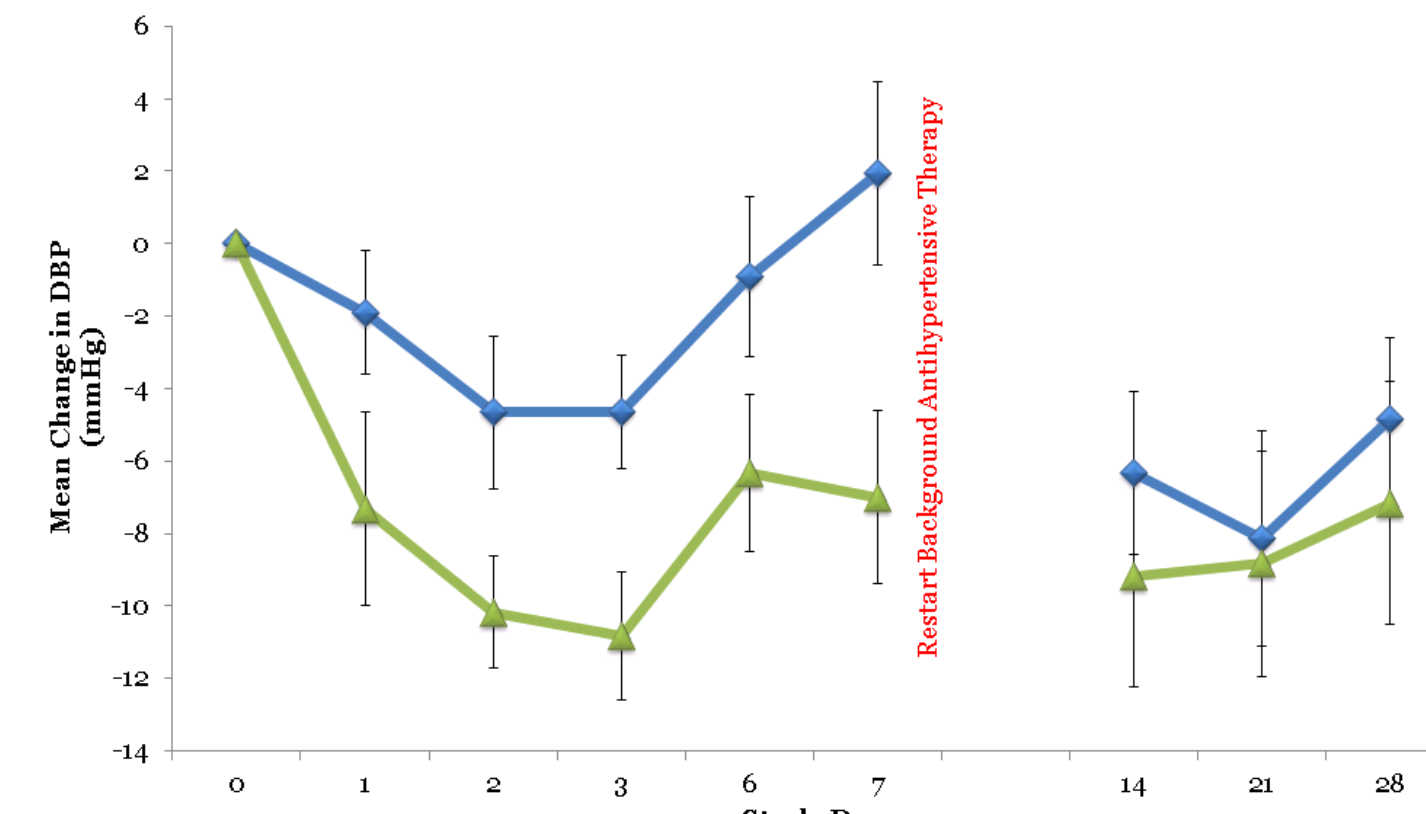
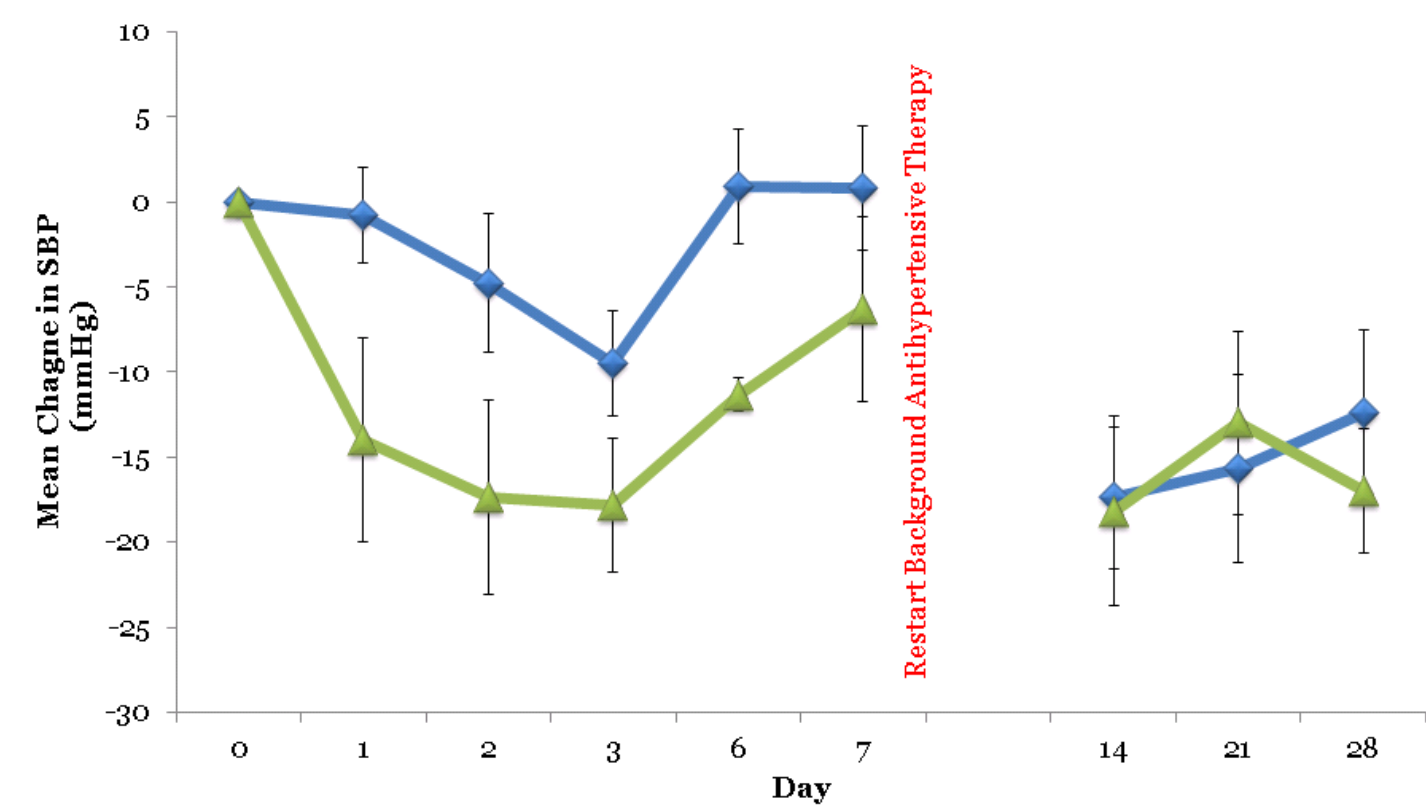
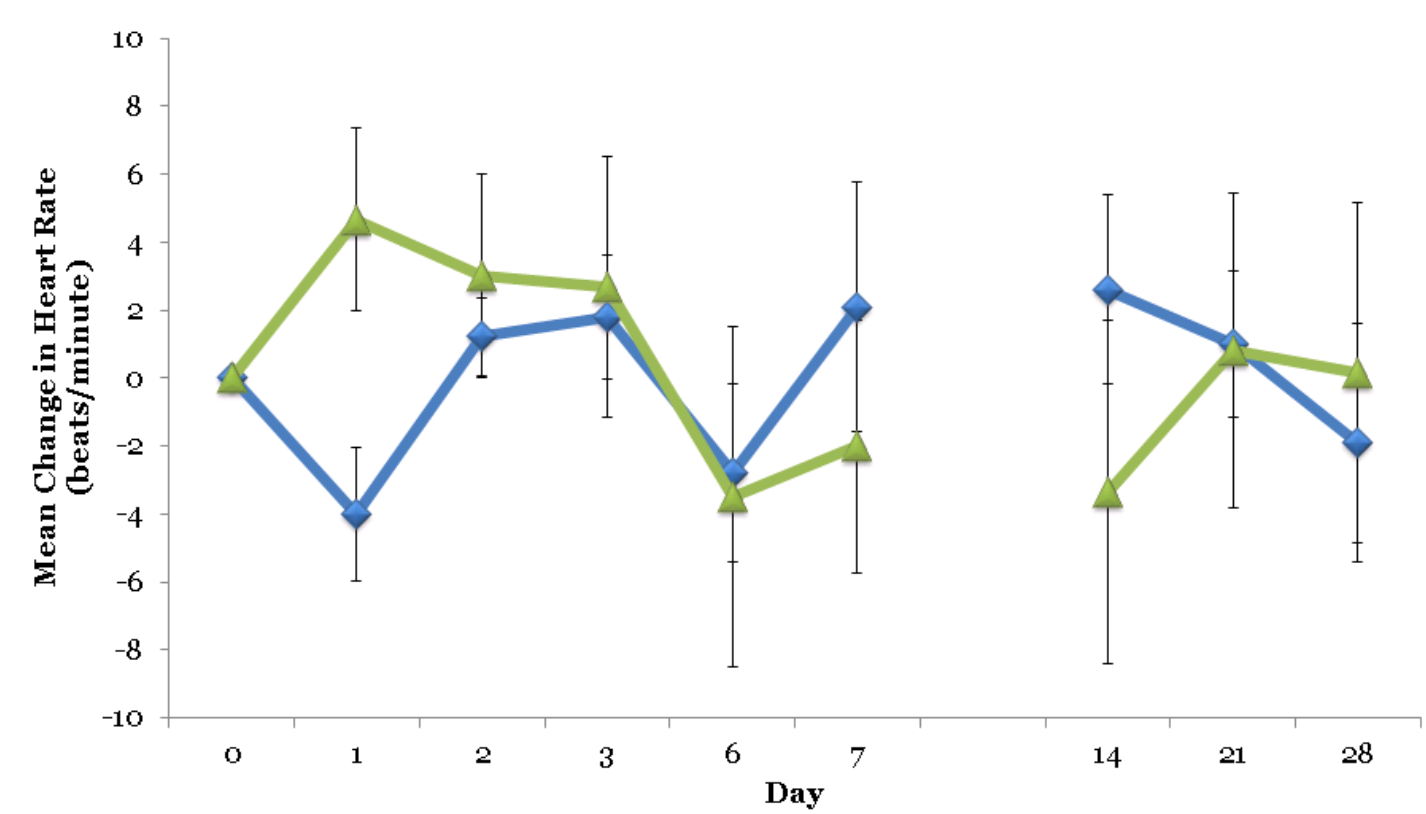
• The current study demonstrates that the modified form of VIP linked to ELP (PB1046) retains the inherent vasodilatory effects of VIP as measured by reductions in office seated SBP and DBP.

• PB1046 produced a statistically significant and sustained (7 day dosing interval) decrease in blood pressure at the highest dose tested but with no significant increase in HR.

• The same or smaller proportion of subjects treated with PB1046 had SBP or DBP values over pressure threshold limits during a study day as measured by ABPM.

• These findings support further investigation of PB1046 as a potential therapy for hypertension and heart failure.

PHARMACODYNAMICS



¹Mean triplicate measurements taken 1 minute apart for each subject at each time-point using a calibrated Omron ComFit™ Blood Pressure Cuff Model BP785. The arm used for the pre dose evaluation was used to evaluate post dose changes. Placebo (pooled) N = 10 with baseline SBP (mean ± SD) of 139.6 mmHg (±7.7), DBP 91.2 mmHg (±6.3) and HR 74.4 (±11.7) bpm. ; N = 6 per 0.8 mg/kg of PB1046 with baseline SBP (mean ± SD) of 146.0 mmHg (± 3.86), DBP 96.2 mmHg (± 5.88) and HR 76.4 (± 14.0) bpm

Figure 4: Observed Mean ± Standard Error (SE) Change From Baseline (Day 0 Pre-dose) in Office Seated¹ Heart Rate (top) Systolic BP (middle), Diastolic BP (bottom) Following a Single SC in Adults with Stage 1 or 2 Essential Hypertension

DISCLOSURES

•A. Free, M. Matson, R. Brazg, W. Smith and L. Chuck: Principal Investigators. Compensation paid to Clinical Research Unit for study costs/services. Investigators have received no other compensation from PhaseBio nor do they have ownership interest in PhaseBio.
•L. Georgopoulos, S. Arnold and J. Malatesta: PhaseBio employees with ownership interest in PhaseBio.
•P. Strange: Consultant/Advisory Board with ownership interest in PhaseBio.
•L. Shi, W. Kramer and J. Gwynne: Paid consultant, no ownership interest in PhaseBio.

SPONSOR CONTACT INFORMATION

For more information about this study or our company, please visit us at www.phasebio.com or contact:
Lynne Georgopoulos, RN, BS, RAC
Sr. VP Clinical Development, PhaseBio Pharmaceuticals Inc.
Phone: 610-981-6504 or E-mail: lynne.georgopoulos@phasebio.com




Figure 1: Study Schematic

¹ = AE, injection site assessment, safety lab, PK (Day 0, Day 7) and immunogenicity (Day 0, 14 and 28)
² = Triplicate measurements taken 1 minute using a calibrated subject assigned Omron ComFit™ BP monitor Model BP785
³ = Calibrated 24 hour ambulatory blood pressure monitor SpaceLabs Healthcare